



THE TOWN OF STE. ANNE  
BY-LAW NO. 4-2026

BEING a by-law of the Town of Ste. Anne to provide for the levying of taxes for the year 2026.

WHEREAS Section 162(1) of *The Municipal Act* requires Council to adopt a financial plan;

AND WHEREAS Section 304(1) of *The Municipal Act*, provides:

“No later than May 15 of each year, after adopting its operating budget for the year, a Council must by by-law:

- (a) set a rate or rates of tax sufficient to raise:
  - (i) the revenue to be raised by property taxes as set out in the operating budget, and
  - (ii) the revenue to be raised in the year to pay for local improvement or special service and to pay the requisitions payable by the municipality;
- (b) impose taxes
  - (i) in accordance with the tax rate or rates set under clause (a) on the portioned value of each assessable property in the municipality that is liable under The Assessment Act to that tax; and
  - (ii) where the tax is in respect of a local improvement or special service, in accordance with the local improvement or special service by-law; and
- (c) set a due date for payment of taxes;”

AND WHEREAS Section 346(2) provides:

A council may by by-law:

- (a) set a rate, subject to any limitation prescribed by the minister by regulation, at which penalties may be imposed in respect of tax arrears; and
- (b) impose penalties at that rate.

AND WHEREAS the Town of Ste. Anne has made estimates of all sums required by the corporation for the year 2026, which estimates are attached hereto as Schedule “A” and form part of this by-law;

AND WHEREAS it is necessary by by-law or by-laws to levy a rate or rates of so much on the dollar of the assessed value of all rateable property liable therefore in the municipality as the Council deems sufficient to raise the sums required for the lawful purposes of the corporation as shown by the said estimates;

AND WHEREAS the assessed value of the whole rateable property within the Town of Ste. Anne according to the latest revised assessment roll is **\$179,618,470**;

AND WHEREAS it is necessary to fix rates of taxation for the purposes aforesaid and the time for the payment of all rates and taxes so fixed and levied;

NOW THEREFORE the Council of the Town of Ste. Anne, in open meeting, duly assembled, enacts as follows:

1. That the estimates of the Town of Ste. Anne of all sums required for the lawful purposes of the corporation for the 2026 fiscal year hereto attached and identified by the signatures of the Mayor and the Chief Administrative Officer and more particularly identified in Schedule “A” are hereby approved and adopted;
2. That the following respective rates of so much on the dollar be and are levied for the year 2026 upon the assessed value of all rateable property in the municipality, respectively liable therefore according to the latest revised assessment roll of general and personal property thereof, to raise the sums required for the uncontrollable and controllable purposes of the corporation which said rates, assessed values and sums required are set out in Schedule “A”:
  - a) The following respective Education Support Levy rates of so many mills on the dollars, be levied under Section 371/88 and 187 of *The Public Schools Act*:

School Division	Education Support Levy	Division Special Rate
	Class 40, 51, 52, 60	
Seine River S.D. #14	7.411 mills	14.118 mills

to provide for payments to each of the said School Divisions the amount required for school purposes.

- b) A rate of **8.497** mills on the dollar be levied on the total assessment of the Town, taxable and exempt, as set out in the Town of Ste. Anne Special Services Plan 2-2023, also known as By-Law No. 9-2023, to provide the amount estimated as required for the aforementioned special services plan.
  - c) A rate of **.197** mills on the dollar be levied on the total assessment of the Town, taxable at large to provide for the 2026 operating grant to the Bibliothèque Ste. Anne Library.
  - d) A special variable rate per rateable parcel be levied in accordance with Town of Ste. Anne Special Services Plan 1-2023, also known as By-Law 8-2023, to provide for the amount estimated for solid waste, yard waste and recycling collection and disposal for the fiscal year 2026.
  - e) A rate of **.083** mills on the dollar be levied on the total assessment of the Town, taxable and exempt, for debenture debt charges related to sewer upgrades completed as set out in the Town of Ste. Anne By-Law 12-2011.
  - f) A rate of **.104** mills on the dollar be levied on the total assessment of the Town, taxable and exempt, for debenture debt charges related to the purchase of a fire rescue apparatus as set out in the Town of Ste. Anne By-Law 16-2014.
  - g) A rate of **.144** mills on the dollar be levied on the total assessment of the Town, taxable and exempt, for debenture debt charges related to the purchase of the Police Station as set out in the Town of Ste. Anne By-Law 7-2015.
  - h) A rate of **.273** mills on the dollar be levied on the total assessment of the Town, taxable and exempt, for debenture debt charges related to the purchase of land for the expansion of the Town's lagoon as set out in the Town of Ste. Anne By-Law 10-2017.
  - i) A rate of **.387** mills on the dollar be levied on the total assessment of the Town, taxable and exempt, for debenture debt charges related to the construction of a municipal office as set out in the Town of Ste. Anne By-Law 1-2022.
  - j) A rate of **.279** mills on the dollar be levied on the total assessment of the Town, taxable at large, for a contribution to be deposited in the year 2026 in the Roads, Sidewalks and Bridges Reserve Fund.
  - k) A general mill rate of **4.981** mills on the dollar be levied on the total assessment of the Town, taxable at large, to provide for the payment of the amount estimated for general municipal operating purposes of the Corporation.
  - l) A frontage and per parcel tax be levied on the total assessments of the Town, taxable and exempt, for debenture charges as set out in the following Town of Ste. Anne By-Laws:
    - By-Law No. 15-2012 .....For the paving of a portion of Langevin Road
    - By-Law No. 18-2012 .....For the paving of Ayson Place
    - By-Law No. 1-2009 .....For the extension of Perreault Street
    - By-Law No. 10-2018 .....For the paving of a portion of Gagnier Bay
  - m) That business fees be levied on the total business roll of the Town to provide the amount estimated for cable fees.
3. That all taxes and rates imposed and levied in the Town of Ste. Anne shall be deemed to have been imposed and be due and payable on or before 4:30 pm on the 31<sup>st</sup> day of July 2026.
  4. That a penalty of one and one quarter percent (1.25 %) will be added to all unpaid taxes on the 1st working day of each subsequent month until such time as taxes have been paid in full or until the time of Tax Sale of such property on which said taxes are levied.
  5. That the 2026 levied amounts shall not be subject to any prepayment discount.
  6. That the Tax Instalment Payment Program Services (TIPPS) starts on January 1<sup>st</sup> of each year and payments are made on the fifteenth day of each month (or the following business day should the fifteenth day fall on a weekend or statutory holiday recognized by the Town) through automatic withdrawal from an account with chequing privileges at a financial institution and as set out in the terms and conditions of the program's application form. The TIPPS program will collect taxes for the calendar year January 1<sup>st</sup> to December 31<sup>st</sup> and without penalty.
  7. That any outstanding amounts at no more than \$10.00 that remain unpaid by December 31<sup>st</sup>, 2026 may be cancelled without resolution of Council.

DONE AND PASSED in open Council assembled at the Council Chambers of the Town of Ste. Anne, at the Town of Ste. Anne, in Manitoba, this 25th day of March, 2026.

  
Mayor

  
CAO

Read for the first time on the 11th day of March, 2026.  
Read for the second time on the 25th day of March, 2026.  
Read for the third time on the 25th day of March, 2026.



**FINANCIAL PLAN**

**Town of Ste Anne**

For the Year 2026

	ATTACHED	NOT APPLICABLE
Page 1 General Operating Fund - Budgeted Revenue and Expenditure	<input checked="" type="checkbox"/>	<input type="checkbox"/>
Page 2 General Operating Fund - Budgeted Other Revenue and Transfers	<input checked="" type="checkbox"/>	<input type="checkbox"/>
Page 3 General Operating Fund - Budgeted Expenditure	<input checked="" type="checkbox"/>	<input type="checkbox"/>
Page 4 General Operating Fund - Budgeted Expenditure	<input checked="" type="checkbox"/>	<input type="checkbox"/>
Page 5 General Operating Fund - Budgeted Expenditure	<input checked="" type="checkbox"/>	<input type="checkbox"/>
Page 6 Utility Operating Fund - Budgeted Revenue and Expenditure		
Utility of _____	<input checked="" type="checkbox"/>	<input type="checkbox"/>
Page 7 Local Urban District - Budgeted Revenue and Expenditure		
L.U.D. of _____	<input type="checkbox"/>	<input checked="" type="checkbox"/>
Page 8 Calculation of Tax Levies	<input checked="" type="checkbox"/>	<input type="checkbox"/>
Page 9 Sundry Revenue and Expenditure Analysis	<input checked="" type="checkbox"/>	<input type="checkbox"/>
Page 10 Rural Area and General Municipal Requirements	<input type="checkbox"/>	<input checked="" type="checkbox"/>
Page 11 General Operating Fund - Debenture Debt Charges	<input checked="" type="checkbox"/>	<input type="checkbox"/>
Page 12 Utility Operating Fund - Debenture Debt Charges	<input checked="" type="checkbox"/>	<input type="checkbox"/>
Page 13 Capital Budget (Current Year)	<input checked="" type="checkbox"/>	<input type="checkbox"/>
Page 14 Capital Expenditure Program (Subsequent Five Years)	<input checked="" type="checkbox"/>	<input type="checkbox"/>

**GENERAL OPERATING FUND  
BUDGETED REVENUE AND EXPENDITURE**

Town of Ste Anne

For the Year 2026



**REVENUE**

	Last Year Budgeted	Last Year Actual *	This Year Budgeted	Next Year Budgeted
Total Tax Levy - Page 8	5,034,817.25	5,034,204.45	5,748,010.44	5,834,230.60
Total Grants in Lieu of Taxes - Page 8	77,239.72	77,239.72	80,797.63	82,009.60
Sub-total	5,112,056.97	5,111,444.17	5,828,808.07	5,916,240.20
School Requisitions (deduct) - Page 8	2,003,329.11	2,003,426.76	2,456,603.73	2,493,452.79
<b>Municipal Taxes and Grants in Lieu of Taxes</b>	<b>3,108,727.86</b>	<b>3,108,017.41</b>	<b>3,372,204.34</b>	<b>3,422,787.41</b>
Other Revenue - Page 2	2,725,771.13	3,282,347.41	3,068,828.36	3,114,860.79
Transfers from Accumulated Surplus & Reserves - Page 2	0.00	0.00	12,000.00	12,180.00
<b>Total Municipal Revenue</b>	<b>5,834,498.99</b>	<b>6,390,364.82</b>	<b>6,453,032.71</b>	<b>6,549,828.20</b>

**EXPENDITURE**

General Government Services	1,237,033.37	1,257,537.21	1,296,858.61	1,316,311.49
Protective Services	1,413,008.59	1,539,800.51	1,566,302.25	1,589,796.79
Transportation Services	815,666.53	605,666.61	847,373.64	860,084.25
Environmental Health Services	398,821.53	404,594.83	534,429.51	542,445.95
Public Health and Welfare Services	2,200.00	2,195.03	2,200.00	2,233.00
Environmental Development Services	2,500.00	1,174.75	2,500.00	2,537.50
Economic Development Services	32,000.00	42,339.34	25,500.00	25,882.50
Recreation and Cultural Services	530,483.37	497,165.82	596,065.80	605,006.79
Fiscal Services	878,367.92	1,103,639.80	1,010,489.90	1,025,647.25
Transfers - Deficit Recovery - Page 9	0.00	0.00	0.00	0.00
- To Reserves - Page 5	523,649.50	915,649.50	570,329.81	578,884.76
<b>Total Basic Expenditure</b>	<b>5,833,730.81</b>	<b>6,369,763.40</b>	<b>6,452,049.52</b>	<b>6,548,830.27</b>
Allowance For Tax Assets - Page 8	768.16	768.16	983.18	997.93
<b>Total Municipal Expenditure</b>	<b>5,834,498.99</b>	<b>6,370,531.56</b>	<b>6,453,032.71</b>	<b>6,549,828.20</b>
Net Operating Surplus (Deficit)	0.00	19,833.26	-0.00	0.00

\*Unaudited

Departmental Use Only	 _____ (Head of Council)
Adopted by Resolution of Council _____	 _____ (Chief Administrative Officer)

**GENERAL OPERATING FUND  
BUDGETED OTHER REVENUE AND TRANSFERS**

Town of Ste Anne

For the Year 2026

<b>Other Revenue</b>	Last Year Budgeted	Last Year Actual	This Year Budgeted	Next Year Budgeted
Taxes Added	240,000.00	407,683.40	250,000.00	253,750.00
Tax Penalties	35,000.00	36,638.35	35,000.00	35,525.00
Licenses				
- Animal	400.00	510.00	400.00	406.00
- Business	150.00	0.00	150.00	152.25
Permits				
- Building	125,000.00	209,211.23	125,000.00	126,875.00
- Other _____				
Fines	80,000.00	110,306.91	92,000.00	93,380.00
Sales of Service				
- General Government	48,725.00	73,095.00	55,509.12	56,341.76
- Protective	119,000.00	286,611.20	122,000.00	123,830.00
- Transportation	31,488.17	32,126.58	31,789.00	32,265.84
- Environmental Health	0.00		0.00	0.00
- Public Health and Welfare	0.00		0.00	0.00
- Environmental Development	0.00		0.00	0.00
- Economic Development				0.00
- Recreation and Culture	219,626.00	235,134.18	238,730.89	242,311.86
- Other _____				
Sales of Goods	0.00	73,481.08	48,343.56	49,068.71
Returns from Investments	5,000.00	23,515.40	17,000.00	17,255.00
Development and Dedication Fees	130,000.00	170,000.00	130,000.00	131,950.00
<b>Unconditional Grants - Municipal Operating</b>	376,824.20	379,107.51	386,689.66	392,490.00
- Police Operating	416,039.75	424,361.00	432,848.22	439,340.94
- Other _____				
Conditional Grants				
- Federal Government	0.00	0.00	8,985.47	9,120.25
- Federal - CCBF	167,462.00	167,462.00	167,462.00	169,973.93
- Provincial Government	91,367.52	113,789.50	170,365.92	172,921.41
- Municipal Government	236,750.00	237,585.00	246,375.65	250,071.28
- Other _____	371,938.49	251,595.43	478,178.87	485,351.55
Other Income				
Donations	0.00	0.00	0.00	0.00
Miscellaneous	31,000.00	50,133.64	32,000.00	32,480.00
_____				
<b>Total Other Revenue - Page 1</b>	<b>2,725,771.13</b>	<b>3,282,347.41</b>	<b>3,068,828.36</b>	<b>3,114,860.79</b>
Transfers From				
- Accumulated Surplus	0.00	0.00	0.00	0.00
- Reserves (Page 13)	0.00	0.00	12,000.00	12,180.00
<b>Total Transfers - Page 1</b>	<b>0.00</b>	<b>0.00</b>	<b>12,000.00</b>	<b>12,180.00</b>
<b>TOTAL OTHER REVENUE AND TRANSFERS - PAGE 8</b>	<b>2,725,771.13</b>	<b>3,282,347.41</b>	<b>3,080,828.36</b>	<b>3,127,040.79</b>

**BUDGETED EXPENDITURE**

Town of Ste Anne  
For the Year 2026

GENERAL GOVERNMENT SERVICES		Last Year Budgeted	Last Year Actual	This Year Budgeted	Next Year Budgeted
1100	Legislative	96,529.01	91,464.97	101,199.17	102,717.16
1200	General Administrative				
1212	Chief Administrative Officer and Staff	659,195.22	669,205.38	710,557.57	721,215.93
1215	Office	181,300.00	168,513.26	200,793.69	203,805.60
1216	Legal	20,000.00	12,212.05	20,000.00	20,300.00
1217	Audit	21,500.00	23,677.76	18,500.00	18,777.50
1218	Assessment	36,219.00	36,219.00	37,305.57	37,865.15
1240	Taxation	14,000.00	23,164.79	15,000.00	15,225.00
1300	Other General Government				
1310	Elections	4,500.00	0.00	15,000.00	15,225.00
1320	Conventions	32,500.00	33,093.74	33,500.00	34,002.50
1330	Damage Claims and Liability Insurance	9,500.00	17,714.22	19,000.00	19,285.00
1340	Intergovernmental Relations				0.00
1350	Grants - General	54,250.00	51,183.33	52,250.00	53,033.75
1360	Other General Government-Sundry	103,000.00	89,870.76	83,000.00	84,245.00
1400	RTM Daycare	31,000.00	69,784.35	22,284.12	
	<b>SUB-TOTAL GENERAL GOVERNMENT SERVICES</b>	<b>1,263,493.23</b>	<b>1,286,103.61</b>	<b>1,328,390.12</b>	<b>1,325,697.58</b>
1991	Recoveries (deduct) - Utility	26,459.86	28,566.40	31,531.51	32,004.48
	<b>TOTAL GOVERNMENT SERVICES - TO PAGE 1</b>	<b>1,237,033.37</b>	<b>1,257,537.21</b>	<b>1,296,858.61</b>	<b>1,293,693.10</b>
	<b>PROTECTIVE SERVICES</b>				
2100	Police	1,040,973.60	1,137,669.04	1,179,205.32	1,196,893.40
2400	Fire	254,750.00	264,267.20	258,865.10	262,748.08
2500	Emergency Measures				
2510	Emergency Measures Organization	21,378.89	11,159.68	20,530.94	20,838.91
2520	Flood Control				
2540	Ambulance Services				
2550	Other	14,769.42	14,179.57	15,275.85	15,504.99
2600	Other Protection				
2621	Building Inspection	40,000.00	65,495.85	40,000.00	40,600.00
2622	Electrical Inspection				
2623	Plumbing Inspection				
2626	Other Safety Inspections				
2630	License Inspection				
2640	Animal and Pest Control	10,000.00	8,805.00	10,000.00	10,150.00
2650	Other - Traffic Services				
	Other By-Law Enforcement	31,136.68	38,224.17	42,425.04	
	<b>TOTAL PROTECTIVE SERVICES - TO PAGE 1</b>	<b>1,413,008.59</b>	<b>1,539,800.51</b>	<b>1,566,302.25</b>	<b>1,546,735.37</b>
	<b>TRANSPORTATION SERVICES</b>				
	Road Transport				
	Administration				
32200	Engineering				
	Roads and Streets				
	Unallocated Costs				
32301	- Wages and Benefits	429,713.70	396,507.17	464,837.60	471,810.16
32302	- Equipment Fuel	20,000.00	8,014.90	15,000.00	15,225.00
32303	- Equipment Repairs and Maintenance	112,900.00	30,326.73	91,000.00	92,365.00
32304	- Equipment Insurance and Registration	11,500.00	8,511.38	11,500.00	11,672.50
32305	- Workshop and Yard Operations	55,000.00	37,564.57	50,000.00	50,750.00
	Road Construction and Maintenance				
32311	- Labour	0.00	0.00	0.00	0.00
32312	- Materials	25,800.00	13,454.74	26,000.00	26,390.00
32313	- Rentals	10,000.00	14,144.24	15,000.00	15,225.00
	<b>Transportation Services Sub-Total Forward to Page 4</b>	<b>664,913.70</b>	<b>508,523.73</b>	<b>673,337.60</b>	<b>683,437.66</b>

**BUDGETED EXPENDITURE**

Town of Ste Anne

For the Year 2026

		Last Year Budgeted	Last Year Actual	This Year Budgeted	Next Year Budgeted
Transportation Services Sub-Total Forward from Page 3		664,913.70	508,523.73	673,337.60	683,437.66
32330	Sidewalks and Boulevards	3,000.00	1,373.03	5,000.00	5,075.00
32340	Ditches and Road Drainage	10,000.00	8,621.38	25,000.00	25,375.00
32350	Storm Sewers	29,967.43	15,407.11	18,715.46	18,996.19
32360	Street Sanding	715.31	680.04	9,680.18	9,825.38
32371	Snow and Ice Removal - Labour	25,070.09	17,684.21	17,140.41	17,397.52
32372	- Materials	10,500.00	10,702.07	10,000.00	10,150.00
32373	- Rentals	31,500.00	0.00	31,500.00	31,972.50
32400	Bridges	500.00	1,600.00	5,000.00	5,075.00
32500	Street Lighting	34,500.00	35,794.82	40,000.00	40,600.00
32600	Traffic Services	5,000.00	5,280.22	12,000.00	12,180.00
32700	Parking				0.00
32900	Other Road Transport				0.00
TOTAL TRANSPORTATION SERVICES - TO PAGE 1		815,666.53	605,666.61	847,373.64	860,084.25
<b>ENVIRONMENTAL HEALTH SERVICES</b>					
Garbage and Waste Collection					
4320	Garbage, Yard Waste & Recycling Collection	363,121.53	368,293.29	497,658.51	505,123.39
4330	Nuisance Grounds (Steinbach Landfill Tipping Fees)	35,700.00	36,301.54	36,771.00	37,322.57
Other Environmental Health					
4480	Municipal Wells				
4490	Public Rest Rooms				
4500	Other	0.00	0.00	0.00	0.00
TOTAL ENVIRONMENTAL HEALTH SERVICES - TO PAGE 1		398,821.53	404,594.83	534,429.51	542,445.95
<b>PUBLIC HEALTH AND WELFARE SERVICES</b>					
Public Health					
5110	Health Unit				
5160	Cemeteries				
Medical Care					
5220	Medical Officer				
Hospital Care					
5370	Hospital Care				
Social Assistance					
5420	Social Assistance	2,200.00	2,195.03	2,200.00	2,233.00
TOTAL PUBLIC HEALTH & WELFARE SERVICES-TO PAGE 1		2,200.00	2,195.03	2,200.00	2,233.00
<b>ENVIRONMENTAL DEVELOPMENT SERVICES</b>					
6100	Planning and Zoning				
Community Development					
6220	General Land Assembly				
6230	Urban Renewal				
6240	Beautification and Land Rehabilitation	2,500.00	1,174.75	2,500.00	2,537.50
6241	Urban Area Weed Control				
	Grant				
TOTAL ENVIRONMENTAL DEVELOPMENT SERVICES - TO PAGE 1		2,500.00	1,174.75	2,500.00	2,537.50

**BUDGETED EXPENDITURE**

Town of Ste Anne

For the Year 2026

		Last Year Budgeted	Last Year Actual	This Year Budgeted	Next Year Budgeted
<b>ECONOMIC DEVELOPMENT SERVICES</b>					
7100	Natural Resources				
7120	Agriculture				
7121	Destruction of Pests				
7122	Protective Inspections				
7123	Rural Area Weed Control				
7124	Drainage of Land				
7125	Veterinary Services				
7130	Water Resources and Conservation	2,000.00	1,000.00	2,000.00	2,030.00
7140	Grants	30,000.00	41,339.34	23,500.00	23,852.50
7200	Regional Development				
7300	Industrial Development				
7400	Other Economic Development				
7410	Tourism				
7420	Public Receptions				
<b>TOTAL ECONOMIC DEVELOPMENT SERVICES - TO PAGE 1</b>		<b>32,000.00</b>	<b>42,339.34</b>	<b>25,500.00</b>	<b>25,882.50</b>
<b>RECREATION AND CULTURAL SERVICES</b>					
8110	Recreation	67,982.77	69,467.10	72,757.52	73,848.88
8120	Community Centers and Halls	2,000.00	0.00	2,000.00	2,030.00
8130	Swimming Pools and Beaches				
8140	Golf Courses				
8150	Skating & Curling Rinks and Arenas	325,623.17	315,498.98	356,755.91	362,107.24
8180	Parks and Playgrounds	90,037.43	66,151.92	105,252.38	106,831.16
8190	Other Recreational Facilities				
8200	Grants	10,800.00	11,508.54	12,000.00	12,180.00
8300	Summer Programming	0.00	0.00	0.00	0.00
8240	Museums	40.00	539.28	12,042.00	12,222.63
8250	Libraries	34,000.00	34,000.00	35,258.00	35,786.87
8280	Other Cultural Facilities	0.00	0.00	0.00	0.00
<b>TOTAL RECREATION &amp; CULTURAL SERVICES - TO PAGE 1</b>		<b>530,483.37</b>	<b>497,165.82</b>	<b>596,065.80</b>	<b>605,006.79</b>
<b>FISCAL SERVICES</b>					
9320	Transfer to Capital - Page 13	640,563.85	407,447.32	646,385.89	656,081.68
9330	Transfer to Utility - Page 6	87,255.30	535,255.30	217,255.24	220,514.07
9410	Debenture Debt Charges - Page 11	146,848.77	146,848.77	146,848.77	149,051.50
9420	Other Long-term debt charges	0.00	0.00	0.00	0.00
9430	Tax discount and short-term loan interest	3,700.00	0.00	0.00	0.00
9440	Other Debt Charges (Bad Debts)	0.00	14,088.41	0.00	0.00
9450	Other Fiscal Services				
<b>TOTAL FISCAL SERVICES - TO PAGE 1</b>		<b>878,367.92</b>	<b>1,103,639.80</b>	<b>1,010,489.90</b>	<b>1,025,647.25</b>
<b>TRANSFERS</b>					
9900	General Reserve	0.00	0.00	0.00	0.00
	Specific-Purpose Reserves:				0.00
9910	- Fire Protection Reserve	70,187.50	78,187.50	71,867.81	72,945.83
9911	- Machinery Replacement	208,000.00	208,000.00	203,000.00	206,045.00
9912	- Protective Services Reserve	26,000.00	34,000.00	26,000.00	26,390.00
9913	- Canada Community-Building Fund	167,462.00	167,462.00	167,462.00	169,973.93
9914	- Roads, Sidewalks & Bridges Reserve	26,000.00	94,000.00	76,000.00	77,140.00
9915	- Recreation Reserve	0.00	0.00	0.00	0.00
9917	- Splash Park Reserve	0.00	0.00	0.00	0.00
9918	- Capital Development Reserve	26,000.00	334,000.00	26,000.00	26,390.00
9916	- Museum Reserve	0.00	0.00	0.00	0.00
<b>TOTAL TRANSFERS - TO PAGE 1</b>		<b>523,649.50</b>	<b>915,649.50</b>	<b>570,329.81</b>	<b>578,884.76</b>

**UTILITY OPERATING FUND  
BUDGETED REVENUE AND EXPENDITURE**

Town of Ste Anne  
For the Year 2026

**REVENUE**

		Last Year Budgeted	Last Year Actual *	This Year Budgeted	Next Year Budgeted
<b>300</b>	<b>WATER CONSUMER SALES</b>				
	- Residential				
	- Commercial and Bulk				
	- Industrial				
	- Federal and Provincial				
	- Municipal and Schools				
<b>310</b>	<b>SEWER SERVICE CHARGES</b>	172,061.16	174,822.53	174,822.53	177,444.87
	- Residential				
	- Commercial	34,780.40	34,879.30	34,879.30	35,402.49
<b>320</b>	<b>Discounts, Refunds and Cancellations (Deduct)</b>	2,000.00	1,387.05	1,387.05	1,407.86
	<b>Net Consumer Revenue - Sub Total</b>	<b>204,841.56</b>	<b>208,314.78</b>	<b>208,314.78</b>	<b>211,439.50</b>
<b>330</b>	<b>Penalties</b>	500.00	1,185.06	1,000.00	
<b>340</b>	<b>Hydrant Rentals</b>				
<b>350</b>	<b>Installation Service</b>				
<b>360</b>	<b>Sewer Connection Revenue</b>	15,000.00	36,000.00	15,000.00	15,225.00
<b>370</b>	<b>Provincial Grants</b>	0.00	0.00	440,000.00	0.00
<b>380</b>	<b>Other Revenue</b>	1,321,459.70	1,787.50	1,800.00	1,827.00
<b>390</b>	<b>Transfer from Revenue Fund - Page 5</b>	87,255.30	535,255.30	217,255.24	220,514.07
<b>396</b>	<b>Transfer from Reserves - Utility - Page 13</b>	25,000.00	0.00	45,000.00	45,675.00
<b>397</b>	<b>Transfer from Accumulated Surplus</b>				
	<b>TOTAL REVENUE</b>	<b>1,654,056.56</b>	<b>782,542.64</b>	<b>928,370.02</b>	<b>494,680.57</b>

**EXPENDITURE**

<b>410</b>	<b>WATER SUPPLY</b>				
<b>411</b>	Administration				
<b>412</b>	Customer Billings and Collections				
<b>413</b>	Purification and Treatment				
<b>414</b>	Water Purchases				
<b>415</b>	Service of Supply				
<b>416</b>	Transmissions and Distribution				
<b>417</b>	Other Water Supply Costs				
<b>418</b>	Connections - Net Loss				
	<b>TOTAL</b>	0.00	0.00	0.00	0.00
<b>420</b>	<b>SEWAGE COLLECTION AND DISPOSAL</b>				
<b>421</b>	Administration	47,641.56	45,116.20	47,814.78	48,532.01
<b>422</b>	Sewage Collection System	92,000.00	125,464.10	117,800.00	119,567.00
<b>423</b>	Sewage Lift Stations	61,000.00	29,775.85	57,000.00	57,855.00
<b>424</b>	Sewage Treatment and Disposal	0.00	0.00	0.00	0.00
<b>425</b>	Other Sewage Collection and Disposal Costs	20,500.00	15,238.26	18,500.00	18,777.50
<b>426</b>	Connections - Net Loss				
	<b>TOTAL</b>	<b>221,141.56</b>	<b>215,594.41</b>	<b>241,114.78</b>	<b>244,731.51</b>
<b>430</b>	<b>TRANSFER TO CAPITAL - Page 13</b>	<b>1,345,659.70</b>		<b>570,000.00</b>	<b>578,550.00</b>
<b>450</b>	<b>DEBENTURE DEBT CHARGES - Page 12</b>	<b>61,255.30</b>	<b>61,255.30</b>	<b>61,255.24</b>	<b>62,174.07</b>
<b>470</b>	<b>TRANSFERS</b>				
<b>471</b>	Deficit Recovery, 20____ - Page 9	0.00	0.00	0.00	0.00
<b>473</b>	Transfer to Utility Reserve	26,000.00	474,000.00	56,000.00	56,840.00
<b>474</b>	Transfer to Lagoon Expansion Reserve	0.00	0.00	0.00	0.00
<b>475</b>	Contribution to Revenue Fund	0.00	0.00	0.00	0.00
	<b>TOTAL</b>	<b>26,000.00</b>	<b>474,000.00</b>	<b>56,000.00</b>	<b>56,840.00</b>
	<b>TOTAL EXPENDITURE</b>	<b>1,654,056.56</b>	<b>750,849.71</b>	<b>928,370.02</b>	<b>942,295.58</b>
	<b>NET OPERATING SURPLUS (DEFICIT)</b>	<b>0.00</b>	<b>31,692.93</b>	<b>-0.00</b>	<b>0.00</b>

**CALCULATION OF TAX LEVIES**

Town of Ste Anne

For the Year 2026

	Assessments				Expenditures			Mill Rate (M/R)	Revenues				
	Taxable	Grazing Lease and/or Converted fees	Grants in Lieu of Taxes	Total	Basic	Tax Assets	Total		Tax Levy	Grants in Lieu of Taxes	Grazing lease and / or Converted fees	Total	
<b>Education (Requisition) Taxes:</b>													
Education Support Levy (ESL)	13,039,280		628,340	13,667,620	101,290.73	0.00	101,290.73	7.411	96,634.10	4,656.63			101,290.73
School Division # 14 Seine River	164,388,290		2,450,170	166,838,460	2,355,313.00	112.38	2,355,425.38	14.118	2,320,833.88	34,591.50			2,355,425.38
<b>Total Education Taxes</b>	<b>177,427,570</b>		<b>3,078,510</b>	<b>180,506,080</b>	<b>2,456,603.73</b>	<b>112.38</b>	<b>2,456,716.11</b>	<b>21.529</b>	<b>2,417,467.98</b>	<b>39,248.13</b>	<b>0.00</b>		<b>2,456,716.11</b>
Page 1													
	Assessments				Expenditures			Mill Rate Frt/PP	Revenues				
	Taxable	Otherwise Exempt	Grants in Lieu of Taxes	Total	Basic	Allowance Tax Assets	Total		Tax Levy	Grants in Lieu of Taxes	Other Revenues and Transfers	Total	
<b>Municipal Taxes:</b>													
<b>Debenture Debt Charges</b>													
Langevin South Paving By-Law 15-2012	3,628,760			3,628,760	4,880.47		4,880.47		4,880.47				4,880.47
Ayson Place Paving By-Law 18-2012	849,890			849,890	1,265.47		1,265.47		1,265.47				1,265.47
Local Impr. - Perreault By-Law 1-2009	296,830			296,830	4,457.66		4,457.66		4,457.66				4,457.66
Fire Rescue By-Law 16-2014	176,910,850	19,048,970	1,946,090	197,905,910	20,506.57	75.64	20,582.21	0.104	20,379.82	202.39			20,582.21
Police Station By-Law 7-2015	176,910,850	19,048,970	1,946,090	197,905,910	28,469.58	28.87	28,498.45	0.144	28,218.21	280.24			28,498.45
Gagnier Bay Paving 10-2018	4,294,840	78,590		4,373,430	10,751.35		10,751.35		10,751.35				10,751.35
Sewer Upgrade (Utility) By-Law 12-2011	162,589,870	18,274,680	1,946,090	182,810,640	15,103.84	69.44	15,173.28	0.083	15,011.76	161.53			15,173.28
Lagoon Land Purchase By-Law 10-2017	150,221,510	17,529,060	1,852,230	169,602,800	46,151.40	150.16	46,301.56	0.273	45,795.91	505.66			46,301.56
New Town Office By-Law 01-2022	176,910,850	19,048,970	1,946,090	197,905,910	76,517.67	71.92	76,589.59	0.387	75,836.45	753.14			76,589.59
<b>Special Services Levies</b>				0									
Special Services By-Law 9-2023	177,168,300	19,225,320	2,450,170	198,843,790	1,689,419.91	155.78	1,689,575.68	8.497	1,668,756.59	20,819.09			1,689,575.68
Waste & Recycling Levy By-Law 8-2023	161,507,860	17,358,400	1,821,830	180,688,090	490,327.24		490,327.24		484,870.36	5,456.88			490,327.24
Bibliothèque Ste. Anne Library	177,168,300		2,450,170	179,618,470	35,258.00	126.84	35,384.84	0.197	34,902.16	482.68			35,384.84
<b>Deficit Recovery</b>													
General													
Utility													
<b>Reserve Funds</b>													
General Reserve	177,168,300		2,450,170	179,618,470	0.00	0.00	0.00	0.000	0.00	0.00			0.00
Specific Reserves	177,168,300		2,450,170	179,618,470	50,000.00	113.55	50,113.55	0.279	49,429.96	683.60			50,113.55
<b>General Municipal</b>													
At Large	177,168,300		2,450,170	179,618,470	894,601.00	78.60	894,679.60	4.961	882,475.30	12,204.30			894,679.60
Business Tax, Fees				0	3,511.00		3,511.00		3,511.00				3,511.00
Other Revenue and Transfers					3,080,828.36		3,080,828.36				3,080,828.36		3,080,828.36
<b>Total Municipal</b>					<b>6,452,049.52</b>	<b>870.81</b>	<b>6,452,920.33</b>		<b>3,330,542.46</b>	<b>41,549.50</b>	<b>3,080,828.36</b>		<b>6,452,920.33</b>
<b>Total (Education + Municipal) Taxes</b>					<b>8,908,653.25</b>	<b>983.18</b>	<b>8,909,636.44</b>		<b>5,748,010.44</b>	<b>80,797.63</b>	<b>3,080,828.36</b>		<b>8,909,636.44</b>

\* Added to Total Tax Levy on page 1

Page 1  
**Total Residential (School+Municipal): 29.06**

Page 1      Page 1,9      Page 2







**CAPITAL BUDGET**

Town of Ste Anne  
For the Year 2026

**Part 1 - CAPITAL EXPENDITURES**

Particulars of Expenditure	Estimated Total Cost	Borne by General Operating Fund	Borne by Utility Operating Fund	Borne by Reserves	Borne by Borrowing
Half Ton 3 Replacement	75,724.62	27,543.56		48,181.06	
Loader 2 Replacement	200,000.00	0.00		200,000.00	
Garbage Cart Additional Inventory	19,000.00	19,000.00		0.00	
Fire Dept. & EOC Upgrades	52,281.27	0.00		52,281.27	
Redemptoriste Park & Splash Pad Improvements	254,442.34	156,334.63		98,107.71	
Police Vehicle #3 Replacement	100,000.00	0.00		100,000.00	
Magnan Street, Demers Street, and St. Alphonse Ave - Mill & Fill	115,000.00	0.00		115,000.00	
Storm Sewers Catch Basins & Drainage Improvements	62,400.00	0.00		62,400.00	
Police In-Car Fleetnet Radios	45,000.00	30,000.00		15,000.00	
Traverse Rd Active Transportation & Storm Sewer Project	547,916.37	270,957.70		276,958.67	
PW Shops Compound Security	40,125.00	23,750.00		16,375.00	
Sidewalk Replacements and Additions	40,000.00	16,000.00		24,000.00	
Flail Mower Attachment	15,000.00	0.00		15,000.00	
Steamer Trailer	13,000.00	0.00		13,000.00	
Arena & Curling Facility Improvements	125,000.00	62,500.00		62,500.00	
Office Upgrades to Computer and Phone Systems	19,500.00	19,500.00		0.00	
Road Repairs - Chamere Rd & Smith Dr Intersection; Finnigan Culvert Bridge	50,000.00	0.00		50,000.00	
Half Ton 2 Replacement	63,029.36	20,800.00		42,229.36	
CSO Vehicle Addition	40,000.00	0.00		40,000.00	
Sewer Truck Cab & Chassis Replacement	95,000.00		0.00	95,000.00	
Lagoon Expansion	900,000.00		130,000.00	770,000.00	
Riverbend Lift Station Panel Upgrade	5,000.00		0.00	5,000.00	
Finnigan Lift Station New Pump	25,000.00		0.00	25,000.00	
Municipal Water Engineered Design	880,000.00		440,000.00	440,000.00	
	3,782,418.96				
<b>TOTAL</b>		<b>646,385.89</b>	<b>570,000.00</b>	<b>2,566,033.07</b>	<b>0.00</b>

Page 5  
Page 6  
Part 2  
Part 3

**PART 2. GENERAL AND SPECIFIC-PURPOSE RESERVE FUND WITHDRAWALS**

Reserve Name and By-Law No.	General Fund Transfers		Utility Fund Transfers		Cash Resources (Opening balance in Reserve)
	To Operating	To Capital	To Operating	To Capital	
Canada Community-Building Fund Reserve		256,984.07		341,095.32	594,874.39
Machinery & Equipment Reserve		318,410.42		50,000.00	597,062.44
Roads, Sidewalks & Bridges Reserve		331,374.60			518,283.17
Fire Protection Reserve		52,281.27			327,788.92
Utility Reserve			45,000.00	665,000.00	954,228.09
Splash Park & Skate Park Reserve		23,107.71			23,107.71
Protective Services Reserve		155,000.00			446,024.15
Museum Reserve	12,000.00				76,761.03
General Reserve					181,438.66
Capital Development Reserve		31,375.00			334,000.65
Recreation Reserve		62,500.00			90,267.61
Lagoon Expansion Grant Reserve				278,904.68	278,904.68
	12,000.00				
<b>TOTAL</b>		<b>1,231,033.07</b>	<b>45,000.00</b>	<b>1,335,000.00</b>	



Page 2  
Part 1  
Page 6  
Part 1

**PART 3. BORROWING (Subject to Municipal Board Approval)**

PROPOSAL	TEMPORARY FINANCING			REPAYMENT	
	Bank Loan	Operating Loan	Reserve Loan	Amount	Term
By-Law 3-2023	5,410,000.00				25 Years
<b>TOTAL - Part 1</b>	<b>5,410,000.00</b>	<b>0.00</b>	<b>0.00</b>		



Departmental Use Only

Adopted by Resolution of Council

  
 (Head of Council)  
  
 (Chief Administrative Officer)

**FIVE YEAR CAPITAL EXPENDITURE PROGRAM  
Town of Ste Anne**

PURPOSE	CAPITAL EXPENDITURE ("WISHLIST")						SOURCE OF FUNDS				
	2027	2028	2029	2030	2031	Total	Operating	Reserves	Borrowing	Other	
Active Transportation	0	0	0	60,000	0	60,000		60,000			
Buildings	0	0	0	0	0	0		0			
Computer Hardware & Software	65,601	10,000	103,581	0	0	179,182	19,000	160,182			
Fire Appartus & Equipment	51,500	289,200	68,586	94,399	0	503,685		503,685			
Light Duty Vehicles & Machinery	76,000	40,887	76,611	64,735	20,693	278,926		278,926			
Loaders & Graders	0	0	0	0	0	0		0			
Medium & Heavy Duty Trucks	0	0	83,678	0	0	83,678		83,678			
Mowers & Tractors	46,500	0	63,126	0	59,201	168,827		168,827			
Police Vehicles & Equipment	0	0	153,166	0	0	153,166		153,166			
Recreation Machinery & Equipment	0	155,000	0	105,904	0	260,904		260,904			
Roads Networks	187,596	214,492	0	0	0	402,088		402,088			
Solid Waste	400,000	0	0	300,191	100,138	800,329		800,329			
Storm Sewer & Land Drainage	0	0	0	0	11,792	11,792		11,792			
Utility Sewer System	50,000	50,000	50,000	613,984	241,185	1,005,169		1,005,169			
Utility Vehicles & Machinery	95,000	110,000	140,000	144,170		489,170	5,000	484,170			
	972,197	869,579	738,748	1,383,383	433,009	<b>4,396,916</b>	24,000	4,372,916	0	0	
<b>SOURCE OF FUNDS - ANNUAL</b>	<b>TOTAL</b>										
OPERATING	19,000	5,000				24,000					
RESERVES	953,197	864,579	738,748	1,383,383	433,009	4,372,916					
BORROWING	0					0					
OTHER						0					
<b>TOTAL</b>	0	0	0	0	0	<b>4,396,916</b>					

Departmental Use Only	Adopted by Resolution of Council   _____ (Head of Council)   _____ (Chief Administrative Officer)
-----------------------	---