



FINANCIAL PLAN

Town of Ste Anne

For the Year 2025

		ATTACHED	NOT APPLICABLE
Page 1	General Operating Fund - Budgeted Revenue and Expenditure	<input checked="" type="checkbox"/>	<input type="checkbox"/>
Page 2	General Operating Fund - Budgeted Other Revenue and Transfers	<input checked="" type="checkbox"/>	<input type="checkbox"/>
Page 3	General Operating Fund - Budgeted Expenditure	<input checked="" type="checkbox"/>	<input type="checkbox"/>
Page 4	General Operating Fund - Budgeted Expenditure	<input checked="" type="checkbox"/>	<input type="checkbox"/>
Page 5	General Operating Fund - Budgeted Expenditure	<input checked="" type="checkbox"/>	<input type="checkbox"/>
Page 6	Utility Operating Fund - Budgeted Revenue and Expenditure		
	Utility of _____	<input checked="" type="checkbox"/>	<input type="checkbox"/>
Page 7	Local Urban District - Budgeted Revenue and Expenditure		
	L.U.D. of _____	<input type="checkbox"/>	<input type="checkbox" value="N/A"/>
Page 8	Calculation of Tax Levies	<input checked="" type="checkbox"/>	<input type="checkbox"/>
Page 9	Sundry Revenue and Expenditure Analysis	<input checked="" type="checkbox"/>	<input type="checkbox"/>
Page 10	Rural Area and General Municipal Requirements	<input type="checkbox"/>	<input type="checkbox" value="N/A"/>
Page 11	General Operating Fund - Debenture Debt Charges	<input checked="" type="checkbox"/>	<input type="checkbox"/>
Page 12	Utility Operating Fund - Debenture Debt Charges	<input checked="" type="checkbox"/>	<input type="checkbox"/>
Page 13	Capital Budget (Current Year)	<input checked="" type="checkbox"/>	<input type="checkbox"/>
Page 14	Capital Expenditure Program (Subsequent Five Years)	<input checked="" type="checkbox"/>	<input type="checkbox"/>

GENERAL OPERATING FUND
BUDGETED REVENUE AND EXPENDITURE

Town of Ste Anne

For the Year 2025



REVENUE

	Last Year Budgeted	Last Year Actual *	This Year Budgeted	Next Year Budgeted
Total Tax Levy - Page 8	4,452,799.68	4,451,668.50	5,034,817.23	5,110,339.49
Total Grants in Lieu of Taxes - Page 8	61,908.15	66,603.61	77,239.72	78,398.31
Sub-total	4,514,707.83	4,518,272.11	5,112,056.95	5,188,737.81
School Requisitions (deduct) - Page 8	1,629,646.51	1,627,772.44	2,003,329.11	2,033,379.04
Municipal Taxes and Grants in Lieu of Taxes	2,885,061.32	2,890,499.67	3,108,727.85	3,155,358.76
Other Revenue - Page 2	3,052,056.13	3,212,374.56	2,725,771.13	2,766,657.70
Transfers from Accumulated Surplus & Reserves - Page 2	795,908.80	4,511,417.85	909,876.25	923,524.39
Total Municipal Revenue	6,733,026.25	10,614,292.08	6,744,375.23	6,845,540.85

EXPENDITURE

General Government Services	1,184,568.89	1,077,134.81	1,237,033.37	1,255,588.87
Protective Services	1,398,671.74	1,405,910.15	1,413,008.59	1,434,203.72
Transportation Services	683,215.10	612,677.25	815,666.53	827,901.53
Environmental Health Services	356,065.90	365,990.30	398,821.53	404,803.85
Public Health and Welfare Services	2,200.00	2,195.03	2,200.00	2,233.00
Environmental Development Services	1,200.00	535.00	2,500.00	2,537.50
Economic Development Services	20,000.00	24,771.85	32,000.00	32,480.00
Recreation and Cultural Services	512,090.97	495,622.71	530,483.37	538,440.62
Fiscal Services	2,088,781.28	5,936,928.88	1,788,244.17	1,815,067.83
Transfers - Deficit Recovery - Page 9	0.00	0.00	0.00	0.00
- To Reserves - Page 5	485,861.00	813,714.00	523,649.50	531,504.24
Total Basic Expenditure	6,732,654.88	10,735,479.98	6,743,607.06	6,844,761.17
Allowance For Tax Assets - Page 8	371.36	371.36	768.16	779.69
Total Municipal Expenditure	6,733,026.25	10,735,851.34	6,744,375.23	6,845,540.85
Net Operating Surplus (Deficit)	0.00	-121,559.26	0.00	0.00

*Unaudited

Departmental Use Only	Adopted by Resolution of Council	
		(Head of Council)
	April 9th, 2025	
		(Chief Administrative Officer)

GENERAL OPERATING FUND
BUDGETED OTHER REVENUE AND TRANSFERS

Town of Ste Anne

For the Year 2025

		Last Year Budgeted	Last Year Actual	This Year Budgeted	Next Year Budgeted
Other Revenue					
Taxes Added		106,250.00	156,861.60	240,000.00	243,600.00
Tax Penalties		80,000.00	83,655.97	35,000.00	35,525.00
Licenses	- Animal	400.00	270.00	400.00	406.00
	- Business	150.00	0.00	150.00	152.25
Permits	- Building	75,000.00	171,595.93	125,000.00	126,875.00
	- Other _____				
Fines		80,000.00	83,196.25	80,000.00	81,200.00
Sales of Service	- General Government	17,500.00	25,772.82	48,500.00	49,227.50
	- Protective	124,000.00	120,692.29	119,000.00	120,785.00
	- Transportation	5,700.00	32,025.34	31,488.17	31,960.49
	- Environmental Health	0.00		0.00	0.00
	- Public Health and Welfare	0.00		0.00	0.00
	- Environmental Development	0.00		0.00	0.00
	- Economic Development	0.00	222.50	225.00	228.38
	- Recreation and Culture	194,700.00	217,660.70	219,626.00	222,920.39
	- Other _____				
Sales of Goods		0.00	-23,907.64	0.00	0.00
Returns from Investments		1,000.00	23,371.25	5,000.00	5,075.00
Development and Dedication Fees		75,000.00	439,000.00	130,000.00	131,950.00
Unconditional Grants - Municipal Operating		362,751.60	369,070.81	376,824.20	382,476.56
	- Police Operating	416,039.75	449,867.27	416,039.75	422,280.35
	- Other _____				
Conditional Grants	- Federal Government	0.00	0.00	0.00	0.00
	- Federal - CCBF	124,111.00	160,764.00	167,462.00	169,973.93
(Page 9)	- Provincial Government	87,897.48	88,387.92	91,367.52	92,738.03
	- Municipal Government	218,200.00	218,200.00	236,750.00	240,301.25
	- Other _____	1,058,356.30	561,604.15	371,938.49	377,517.57
Other Income	Donations	0.00	0.00	0.00	0.00
	Miscellaneous	25,000.00	34,063.40	31,000.00	31,465.00
Total Other Revenue - Page 1		3,052,056.13	3,212,374.56	2,725,771.13	2,766,657.70
Transfers From					
	- Accumulated Surplus	0.00	0.00	0.00	0.00
	- Reserves (Page 13)	795,908.80	4,511,417.85	909,876.25	923,524.39
Total Transfers - Page 1		795,908.80	4,511,417.85	909,876.25	923,524.39
TOTAL OTHER REVENUE AND TRANSFERS - PAGE 8		3,847,964.93	7,723,792.41	3,635,647.38	3,690,182.09

BUDGETED EXPENDITURE

Town of Ste Anne
For the Year 2025

		Last Year Budgeted	Last Year Actual	This Year Budgeted	Next Year Budgeted
GENERAL GOVERNMENT SERVICES					
1100	Legislative	94,514.72	91,839.41	96,529.01	97,976.95
1200	General Administrative				
1212	Chief Administrative Officer and Staff	682,539.58	601,268.00	659,195.22	669,083.14
1215	Office	139,000.00	164,117.78	181,300.00	184,019.50
1216	Legal	15,000.00	9,185.28	20,000.00	20,300.00
1217	Audit	18,000.00	18,784.96	21,500.00	21,822.50
1218	Assessment	35,000.00	34,471.00	36,219.00	36,762.29
1240	Taxation	14,000.00	10,501.23	14,000.00	14,210.00
1300	Other General Government				
1310	Elections	4,500.00	0.00	4,500.00	4,567.50
1320	Conventions	30,000.00	40,322.18	32,500.00	32,987.50
1330	Damage Claims and Liability Insurance	7,500.00	8,936.31	9,500.00	9,642.50
1340	Intergovernmental Relations				0.00
1350	Grants - General	45,060.95	45,183.33	54,250.00	55,063.75
1360	Other General Government-Sundry	111,953.64	65,025.33	134,000.00	136,010.00
	Past-Service Pension Payments				
	Unallocated Employee Benefits				
SUB-TOTAL GENERAL GOVERNMENT SERVICES		1,197,068.89	1,089,634.81	1,263,493.23	1,282,445.62
1991	Recoveries (deduct) - Utility	12,500.00	12,500.00	26,459.86	26,856.75
TOTAL GOVERNMENT SERVICES - TO PAGE 1		1,184,568.89	1,077,134.81	1,237,033.37	1,255,588.87
PROTECTIVE SERVICES					
2100	Police	1,033,117.65	1,060,143.00	1,040,973.60	1,056,588.20
2400	Fire	259,188.00	224,779.59	254,750.00	258,571.25
2500	Emergency Measures				
2510	Emergency Measures Organization	21,409.16	18,407.73	21,378.89	21,699.58
2520	Flood Control				
2540	Ambulance Services				
2550	Other	14,356.72	13,756.72	14,769.42	14,990.96
2600	Other Protection				
2621	Building Inspection	35,000.00	56,981.80	40,000.00	40,600.00
2622	Electrical Inspection				
2623	Plumbing Inspection				
2626	Other Safety Inspections				
2630	License Inspection				
2640	Animal and Pest Control	9,000.00	9,460.00	10,000.00	10,150.00
2650	Other - Traffic Services				
	Other By-Law Enforcement	26,600.21	22,381.31	31,136.68	
TOTAL PROTECTIVE SERVICES - TO PAGE 1		1,398,671.74	1,405,910.15	1,413,008.59	1,402,599.99
TRANSPORTATION SERVICES					
Road Transport					
Administration					
32200	Engineering				
Roads and Streets					
Unallocated Costs					
32301	- Wages and Benefits	363,014.69	390,777.99	429,713.70	436,159.41
32302	- Equipment Fuel	15,000.00	9,558.06	20,000.00	20,300.00
32303	- Equipment Repairs and Maintenance	94,300.00	56,376.13	112,900.00	114,593.50
32304	- Equipment Insurance and Registration	11,500.00	8,424.75	11,500.00	11,672.50
32305	- Workshop and Yard Operations	57,052.00	41,147.29	55,000.00	55,825.00
	Road Construction and Maintenance				
32311	- Labour	0.00	0.00	0.00	0.00
32312	- Materials	25,800.00	13,534.98	25,800.00	26,187.00
32313	- Rentals	10,000.00	1,950.61	10,000.00	10,150.00
Transportation Services Sub-Total Forward to Page 4		576,666.69	521,769.81	664,913.70	674,887.41

BUDGETED EXPENDITURE

Town of Ste Anne

For the Year 2025

		Last Year Budgeted	Last Year Actual	This Year Budgeted	Next Year Budgeted
Transportation Services Sub-Total Forward from Page 3		576,666.69	521,769.81	664,913.70	674,887.41
32330	Sidewalks and Boulevards	2,500.00	3,519.99	3,000.00	3,045.00
32340	Ditches and Road Drainage	3,000.00	4,463.62	10,000.00	10,150.00
32350	Storm Sewers	19,532.37	18,399.37	29,967.43	30,416.95
32360	Street Cleaning	1,016.04	1,016.21	715.31	726.04
32371	Snow and Ice Removal - Labour	30,000.00	14,589.50	25,070.09	25,446.14
32372	- Materials	9,000.00	7,674.97	10,500.00	10,657.50
32373	- Rentals	5,000.00	0.00	31,500.00	31,972.50
32400	Bridges	500.00	0.00	500.00	507.50
32500	Street Lighting	32,000.00	34,342.74	34,500.00	35,017.50
32600	Traffic Services	4,000.00	6,901.04	5,000.00	5,075.00
32700	Parking				0.00
32900	Other Road Transport				0.00
	Airport				0.00
	Other Transportation Services				0.00
TOTAL TRANSPORTATION SERVICES - TO PAGE 1		683,215.10	612,677.25	815,666.53	827,901.53
ENVIRONMENTAL HEALTH SERVICES					
Garbage and Waste Collection					
4320	Garbage Collection	322,065.90	331,364.55	363,121.53	368,568.35
4330	Nuisance Grounds	34,000.00	34,625.75	35,700.00	36,235.50
Other Environmental Health					
4480	Municipal Wells				
4490	Public Rest Rooms				
4500	Other	0.00	0.00	0.00	0.00
TOTAL ENVIRONMENTAL HEALTH SERVICES - TO PAGE 1		356,065.90	365,990.30	398,821.53	404,803.85
PUBLIC HEALTH AND WELFARE SERVICES					
Public Health					
5110	Health Unit				
5160	Cemeteries				
Medical Care					
5220	Medical Officer				
Hospital Care					
5370	Hospital Care				
Social Assistance					
5420	Social Assistance	2,200.00	2,195.03	2,200.00	2,233.00
TOTAL PUBLIC HEALTH & WELFARE SERVICES-TO PAGE 1		2,200.00	2,195.03	2,200.00	2,233.00
ENVIRONMENTAL DEVELOPMENT SERVICES					
6100	Planning and Zoning				
Community Development					
6220	General Land Assembly				
6230	Urban Renewal				
6240	Beautification and Land Rehabilitation	1,200.00	535.00	2,500.00	2,537.50
6241	Urban Area Weed Control				
	Grant				
TOTAL ENVIRONMENTAL DEVELOPMENT SERVICES - TO PAGE 1		1,200.00	535.00	2,500.00	2,537.50

BUDGETED EXPENDITURE

Town of Ste Anne

For the Year 2025

		Last Year Budgeted	Last Year Actual	This Year Budgeted	Next Year Budgeted
ECONOMIC DEVELOPMENT SERVICES					
7100	Natural Resources				
7120	Agriculture				
7121	Destruction of Pests				
7122	Protective Inspections				
7123	Rural Area Weed Control				
7124	Drainage of Land				
7125	Veterinary Services				
7130	Water Resources and Conservation	2,000.00	1,000.00	2,000.00	2,030.00
7140	Grants	18,000.00	23,771.85	30,000.00	30,450.00
7200	Regional Development				
7300	Industrial Development				
7400	Other Economic Development				
7410	Tourism				
7420	Public Receptions				
TOTAL ECONOMIC DEVELOPMENT SERVICES - TO PAGE 1		20,000.00	24,771.85	32,000.00	32,480.00
RECREATION AND CULTURAL SERVICES					
8110	Recreation	68,777.57	66,454.55	67,982.77	69,002.51
8120	Community Centers and Halls	2,000.00	923.43	2,000.00	2,030.00
8130	Swimming Pools and Beaches				
8140	Golf Courses				
8150	Sports Complex	349,658.77	343,024.66	325,623.17	330,507.52
8180	Parks and Playgrounds	44,854.63	46,528.93	90,037.43	91,387.99
8190	Other Recreational Facilities				
8200	Grants	10,800.00	12,659.13	10,800.00	10,962.00
8300	Summer Programming	0.00	0.00	0.00	0.00
8240	Museums	8,000.00	37.19	40.00	40.60
8250	Libraries	28,000.00	25,994.82	34,000.00	34,510.00
8280	Other Cultural Facilities	0.00	0.00	0.00	0.00
TOTAL RECREATION & CULTURAL SERVICES - TO PAGE 1		512,090.97	495,622.71	530,483.37	538,440.62
FISCAL SERVICES					
9320	Transfer to Capital - Page 13	1,471,864.57	5,249,543.90	1,550,440.10	1,573,696.70
9330	Transfer to Utility - Page 6	430,425.10	503,342.41	87,255.30	88,564.13
9410	Debenture Debt Charges - Page 11	182,791.61	182,791.61	146,848.77	149,051.50
9420	Other Long-term debt charges	0.00	0.00	0.00	0.00
9430	Tax discount and short-term loan interest	3,700.00	0.00	3,700.00	3,755.50
9440	Other Debt Charges	0.00	1,250.96	0.00	0.00
9450	Other Fiscal Services				
TOTAL FISCAL SERVICES - TO PAGE 1		2,088,781.28	5,936,928.88	1,788,244.17	1,815,067.83
TRANSFERS					
9900	General Reserve	0.00	0.00	0.00	0.00
9910	Specific-Purpose Reserves:				0.00
9911	- Machinery Replacement	198,000.00	270,800.00	208,000.00	211,120.00
	- General Reserve	0.00	0.00	0.00	0.00
	- Fire Protection Reserve	52,750.00	96,430.00	70,187.50	71,240.31
	- Protective Services Reserve	34,750.00	82,070.00	26,000.00	26,390.00
	- Roads, Sidewalks & Bridges Reserve	76,250.00	203,650.00	26,000.00	26,390.00
	- Hydro Bipole III (CDI) Reserve	0.00	0.00	0.00	0.00
	- Recreation Reserve	0.00	0.00	0.00	0.00
	- Capital Development Reserve	0.00	0.00	26,000.00	
9911	- Capital Development	0.00	0.00	0.00	0.00
9913	- Canada Community-Building Fund	124,111.00	160,764.00	167,462.00	169,973.93
TOTAL TRANSFERS - TO PAGE 1		485,861.00	813,714.00	523,649.50	505,114.24

UTILITY OPERATING FUND
BUDGETED REVENUE AND EXPENDITURE

Town of Ste Anne

For the Year 2025

REVENUE

		Last Year Budgeted	Last Year Actual	This Year Budgeted	Next Year Budgeted
300	WATER CONSUMER SALES				
	- Residential				
	- Commercial and Bulk				
	- Industrial				
	- Federal and Provincial				
	- Municipal and Schools				
310	SEWER SERVICE CHARGES	0.00	0.00	172,061.16	174,642.08
	- Residential				
	- Commercial	0.00	0.00	34,780.40	35,302.11
320	Discounts, Refunds and Cancellations (Deduct)	0.00	0.00	2,000.00	2,030.00
	Net Consumer Revenue - Sub Total	0.00	0.00	204,841.56	207,914.18
330	Penalties			500.00	
340	Hydrant Rentals				
350	Installation Service				
360	Sewer Connection Revenue	15,000.00	29,062.50	15,000.00	15,225.00
370	Provincial Grants	0.00	0.00	0.00	0.00
380	Other Revenue	5,410,700.00	1,156.25	1,321,459.70	1,341,281.60
390	Transfer from Revenue Fund - Page 5	430,425.10	503,342.41	87,255.30	88,564.13
396	Transfer from Reserves - Utility - Page 13	3,255,108.83	467,683.10	269,169.93	273,207.48
397	Transfer from Accumulated Surplus				
	TOTAL REVENUE	9,111,233.93	1,001,244.26	1,898,226.49	1,926,192.39

EXPENDITURE

410	WATER SUPPLY				
411	Administration				
412	Customer Billings and Collections				
413	Purification and Treatment				
414	Water Purchases				
415	Service of Supply				
416	Transmissions and Distribution				
417	Other Water Supply Costs				
418	Connections - Net Loss				
	TOTAL	0.00	0.00	0.00	0.00
420	SEWAGE COLLECTION AND DISPOSAL				
421	Administration	67,347.32	29,255.47	47,641.56	48,356.18
422	Sewage Collection System	121,000.00	20,886.57	92,000.00	93,380.00
423	Sewage Lift Station	51,000.00	39,220.93	61,000.00	61,915.00
424	Sewage Treatment and Disposal	0.00	0.00	0.00	0.00
425	Other Sewage Collection and Disposal Costs	73,000.00	41,666.69	20,500.00	20,807.50
426	Connections - Net Loss				
	TOTAL	312,347.32	131,029.66	221,141.56	224,458.68
430	TRANSFER TO CAPITAL - Page 13	8,722,631.31	850,756.17	1,589,829.63	1,613,677.07
450	DEBENTURE DEBT CHARGES - Page 12	61,255.30	61,255.30	61,255.30	62,174.13
470	TRANSFERS				
471	Deficit Recovery, 20____ - Page 9	0.00	0.00	0.00	0.00
473	Transfer to Utility Reserve	15,000.00	87,800.00	26,000.00	26,390.00
474	Transfer to Lagoon Expansion Reserve	0.00	0.00	0.00	0.00
475	Contribution to Revenue Fund	0.00	51,999.75	0.00	0.00
	TOTAL	15,000.00	139,799.75	26,000.00	26,390.00
	TOTAL EXPENDITURE	9,111,233.93	1,182,840.88	1,898,226.49	1,926,699.88
	NET OPERATING SURPLUS (DEFICIT)	-0.00	-181,596.62	0.00	0.00

CALCULATION OF TAX LEVIES

Town of Ste Anne

For the Year 2025

Education (Requisition) Taxes:	Assessments				Expenditures			Mill Rate (M/R)	Revenues			
	Taxable	Grazing Lease and/or Converted fees	Grants in Lieu of Taxes	Total	Basic	Tax Assets	Total		Tax Levy	Grants in Lieu of Taxes	Grazing lease and / or Converted fees	Total
Education Support Levy (ESL)	10,828,890		628,340	11,457,230	81,541.11		81,541.11	7.117	77,069.21	4,471.90		81,541.11
School Division # 14 Seine River	149,213,780		2,450,170	151,663,950	1,921,788.00	97.57	1,921,885.57	12.672	1,890,837.02	31,048.55		1,921,885.57
Total Education Taxes	160,042,670		3,078,510	163,121,180	2,003,329.11	97.57	2,003,426.68	19.789	1,967,906.23	35,520.45	0.00	2,003,426.68
Page 1												
Municipal Taxes:	Assessments				Expenditures			Mill Rate Fr/PP	Revenues			
	Taxable	Otherwise Exempt	Grants in Lieu of Taxes	Total	Basic	Allowance Tax Assets	Total		Tax Levy	Grants in Lieu of Taxes	Other Revenues and Transfers	Total
Debenture Debt Charges												
Langevin South Paving By-Law 15-2012	3,614,990			3,614,990	4,880.47		4,880.47		4,880.47			4,880.47
Ayson Place Paving By-Law 18-2012	849,890			849,890	1,265.47		1,265.47		1,265.47			1,265.47
Local Impr. - Perreault By-Law 1-2009	296,830			296,830	4,457.66		4,457.66		4,457.66			4,457.66
Fire Rescue By-Law 16-2014	161,954,280	19,024,790	1,946,090	182,925,160	20,506.57	163.97	20,670.54	0.113	20,450.63	219.91		20,670.54
Police Station By-Law 7-2015	161,954,280	19,024,790	1,946,090	182,925,160	28,469.58	66.74	28,536.32	0.156	28,232.73	303.59		28,536.32
Gagnier Bay Paving 10-2018	4,259,690	78,590		4,338,280	10,751.35		10,751.35		10,751.35			10,751.35
Sewer Upgrade (Utility) By-Law 12-2011	147,776,440	18,218,970	1,946,090	167,941,500	15,103.90	10.83	15,114.74	0.090	14,939.59	175.15		15,114.74
Lagoon Land Purchase By-Law 10-2017	137,409,200	17,473,350	1,852,230	156,734,780	46,151.40	85.36	46,236.76	0.295	45,690.35	546.41		46,236.76
New Town Office By-Law 01-2022	161,954,280	19,024,790	1,946,090	182,925,160	76,517.67	127.97	76,645.64	0.419	75,830.23	815.41		76,645.64
Special Services Levies				0								
Special Services By-Law 9-2023	161,993,790	19,201,140	2,450,170	183,645,100	1,571,975.98	26.08	1,572,002.06	8.560	1,551,028.60	20,973.46		1,572,002.06
Waste & Recycling Levy By-Law 8-2023	154,897,660	17,302,690	1,821,830	174,022,180	437,298.27	0.05	437,298.32		431,841.44	5,456.88		437,298.32
Bibliothèque Ste. Anne Library	161,993,790		2,450,170	164,443,960	34,000.00	39.90	34,039.90	0.207	33,532.71	507.19		34,039.90
Deficit Recovery												
General												
Utility												
Reserve Funds												
General Reserve												
Machinery Replacement												
General Municipal												
At Large	161,993,790		2,450,170	164,443,960	853,643.36	149.68	853,793.04	5.192	841,071.76	12,721.28		853,793.04
Business Tax, Fees				0	2,938.00		2,938.00		2,938.00			2,938.00
Other Revenue and Transfers					3,635,647.38		3,635,647.38				3,635,647.38	3,635,647.38
Total Municipal					6,743,607.06	670.59	6,744,277.65	15.032	3,066,911.00	41,719.27	3,635,647.38	6,744,277.65
Total (Education + Municipal) Taxes					8,746,936.17	768.16	8,747,704.33	34.821	5,034,817.23	77,239.72	3,635,647.38	8,747,704.33

Page 1

Page 1

Page 1,9

Page 2

* Added to Total Tax Levy on page 1

SUNDRY REVENUE AND EXPENDITURE ANALYSIS

Town of Ste Anne

For the Year 2025

Part 1 - Grants in Lieu of Taxes

Government or Agency	Assessment		Mill Rate	Amount	Frontage	Total
	Farm/Residential	Other				
						0.00
Centra Gas (Class 60)		504,080	33.748	17,011.69		17,011.68
Centra Gas (Class 60)		2,860	34.526	98.74		98.74
Centra Gas (Class 51)		30,400	34.821	1,058.56		1,058.56
Housing (Class 10)	1,821,830		27.704	50,471.98	5,456.88	55,928.86
Manitoba Hydro (Class 60)		91,000	34.526	3,141.87		3,141.87
						0.00
						0.00
						0.00
						0.00
						0.00
						0.00
						0.00
						0.00
						0.00
						0.00
						0.00
						0.00
						0.00
						0.00
						0.00
						0.00

Total - Pages 1, 8 77,239.72

Part 2 - Conditional Transfers and Grants

Government or Agency	Purpose	Amount
Province of Manitoba	Municipal Operating Grant	376,824.20
Province of Manitoba	Police Operating	416,039.75
Province of Manitoba - Waste Reduction and Recycling Support	Waste Management	18,300.00
Multi-Material Stewardship Manitoba (MMSM)	Waste Management	68,267.52
Province of Manitoba	Green Team	4,800.00
Province of Manitoba	Other Provincial Conditional Grants	354,438.48
RM of Ste.Anne	Fire Agreement	176,750.00
RM of Ste.Anne	Recreation Grant	60,000.00
Province of Manitoba	Canada Community-Building Fund	167,462.00
Association of Manitoba Bilingual Municipalities (AMBM)	Continuity of Bilingual Municipalities	7,500.00
Association of Manitoba Bilingual Municipalities (AMBM)	Economic Development Grant	10,000.01

Total - Page 2 1,660,381.96

Part 3 - Transfers to Recover Previous Years' Deficit - General Operating Fund

Original Deficit Amount	Year	Term	Authority	Amount

Total - Page 1 0.00

Part 4 - Transfers to Recover Previous Years' Deficit - Utility Operating Fund

Original Deficit Amount	Year	Term	Authority	Amount

Total - Page 6 0.00

GENERAL OPERATING FUND - DEBENTURE DEBT CHARGES

Town of Ste Anne

For the Year 2025

Part 1 - Debenture Debt Charges

Purpose	By-law No.	Maturity (year)	Opening Balance	Principal	Closing Balance	Interest	Total Payment	Frontage /Per Parcel	Other	Net Required by Mill rate	Area to be Levied
Langevin South Paving	15-2015	2027	13,543.82	4,338.72	9,205.10	541.75	4,880.47	4,880.47		0.00	Local Imp.
Ayson Place Paving	18-2012	2027	3,511.81	1,125.00	2,386.81	140.47	1,265.47	1,265.47		0.00	Local Imp.
Perreault Street Paving	1-2009	2028	15,446.23	3,530.89	11,915.34	926.77	4,457.66	4,457.66		0.00	Local Imp.
Fire Rescue	16-2014	2029	91,291.63	16,854.90	74,436.73	3,651.67	20,506.57			20,506.57	At Large
Police Station	7-2015	2030	151,080.80	22,992.90	128,087.90	5,476.68	28,469.58			28,469.58	At Large
Gagnier Bay Paving	10-2018	2038	130,158.53	8,148.18	122,010.35	2,603.17	10,751.35	10,751.35		0.00	Local Imp.
Town Office	1-2022	2041	968,049.59	42,635.93	925,413.66	33,881.74	76,517.67			76,517.67	At Large
			0.00		0.00		0.00			0.00	
			0.00		0.00		0.00			0.00	
			0.00		0.00		0.00			0.00	
			0.00		0.00		0.00			0.00	
			0.00		0.00		0.00			0.00	
			0.00		0.00		0.00			0.00	
			0.00		0.00		0.00			0.00	
			0.00		0.00		0.00			0.00	
			0.00		0.00		0.00			0.00	
			0.00		0.00		0.00			0.00	
			0.00		0.00		0.00			0.00	

1,373,082.41	99,626.52	1,273,455.89	47,222.25	146,848.77	21,354.95	0.00	125,493.82
--------------	-----------	--------------	-----------	------------	-----------	------	------------

Part 2 - Summary (by area) - to be carried forward - Page 8

Area to be Levied	Taxable Assessment	Otherwise Exempt Assessment	Grant Assessment	Total Assessment
At Large				
All plus Otherwise Exempt	161,954,280	19,024,790.00	1,946,090	182,925,160
Local Imp				0

Total Requirement	Raised By Frt / Parcel	Raised by Other	Raised by Mill Rate
0.00			0.00
125,493.82			125,493.82
21,354.95	21,354.95		0.00

146,848.77	21,354.95	0.00	125,493.82
------------	-----------	------	------------

For the Year 2025

[illegible]Part 2 - Summary (by area) - to be carried forward - Page 8Page 12

CAPITAL BUDGET
Town of Ste Anne
For the Year 2025

Part 1 - CAPITAL EXPENDITURES



Particulars of Expenditure	Estimated Total Cost	Borne by General Fund	Borne by Utility Fund	Borne by Reserves	Borne by Borrowing
Skidsteer Replacement	122,855.26	0.00		122,855.26	
Mower #5	38,054.70	0.00		38,054.70	
Garbage Carts - Stock Increase	18,000.00	18,000.00		0.00	
Traverse Rd Sidewalk & Storm Sewer	714,876.96	364,731.05		350,145.91	
Cold Storage Shop Finishings	73,332.80	73,332.80		0.00	
Sidewalk Replacements	50,000.00	0.00		50,000.00	
Charriere Rd & Smith Dr Intersection; Finnigan Bridge Repairs	50,000.00	0.00		50,000.00	
Charriere Rd Street Light Extension	10,500.00	10,500.00		0.00	
Baseball Diamonds Carryover from 2024	20,000.00	0.00		20,000.00	
Picnic Tables	6,000.00	0.00		6,000.00	
Replacement of Splash Park Fixtures	20,000.00	0.00		20,000.00	
Arena Dehumidifiers & HRV Upgrades	119,911.11	0.00		119,911.11	
Camera Additions Sports Complex	3,000.00	0.00		3,000.00	
Catch Basin Replacements (St. Gerard St)	10,000.00	10,000.00		0.00	
SAFD - Equipment Upgrades	45,409.27	0.00		45,409.27	
Office Computer, Security & Phone Upgrades	19,000.00	19,000.00		0.00	
Finnigan Rd Sidewalk	125,000.00	100,000.00		25,000.00	
Police Vehicle	95,000.00	45,000.00		50,000.00	
Fleetnet Radios	9,500.00	0.00		9,500.00	
Lagoon Expansion & Treatment Plant	1,544,829.63	0.00		224,169.93	1,320,659.70
Finnigan Lift Station New Pump	25,000.00	0.00	25,000.00	0.00	
Manhole Repairs	20,000.00	0.00	0.00	20,000.00	
0	0.00	0.00	0.00	0.00	
3,140,269.73					
TOTAL		640,563.85			
		Page 5	25,000.00		
			Page 6	1,154,046.18	
				Part 2	1,320,659.70
					Part 3

PART 2. GENERAL AND SPECIFIC-PURPOSE RESERVE FUND WITHDRAWALS

Reserve Name and By-Law No.	General Fund Transfers		Utility Fund Transfers		Cash Resources
	To Operating	To Capital	To Operating	To Capital	(Opening balance in Reserve)
Gas Tax (CCBF) Reserve		150,000.00		0.00	423,049.29
Machinery Reserve		160,909.96			478,348.34
Hydro Pole III Reserve		46,719.65			46,719.65
Roads & Sidewalks Reserve		300,000.00			444,659.31
Fire Protection Reserve		45,409.27			282,091.31
Utility Reserve		0.00	25,000.00	170,000.00	475,057.99
Splash Park Reserve		23,000.00			29,201.40
Protective Services Reserve		59,500.00			205,964.43
Museum Reserve		0.00			76,106.59
General Reserve		0.00			179,665.08
Capital Development Reserve					
Recreation Reserve		124,337.37			179,386.70
Lagoon Expansion Reserve				74,169.93	
0.00					
		Page 2	909,876.25		
		Part 1	25,000.00		
			Page 6	244,169.93	
				Part 1	

PART 3. BORROWING (Subject to Municipal Board Approval)

PROPOSAL	TEMPORARY FINANCING			REPAYMENT	
	Bank Loan	Operating Loan	Reserve Loan	Amount	Term
By-Law 3-2023	5,410,000.00				
TOTAL - Part 1	5,410,000.00	0.00	0.00		

Departmental Use Only	Adopted by Resolution of Council April 9th, 2025  (Head of Council)  (Chief Administrative Officer)
-----------------------	--

FIVE YEAR CAPITAL EXPENDITURE PROGRAM

Town of Ste Anne

[illegible]

Departmental Use Only

Adopted by Resolution of Council

April 9th, 2025

(Head of Council)

(Chief Administrative Officer)