


How to make a Home Fire Escape Plan

100 YEARS
1922-2022

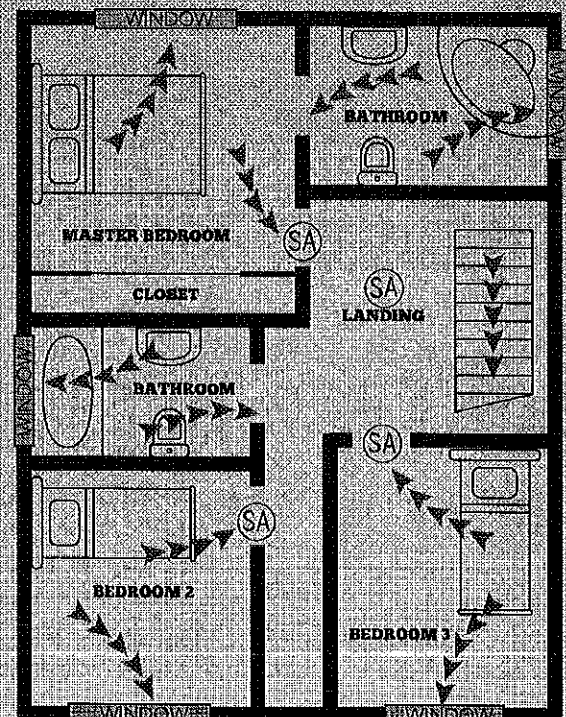
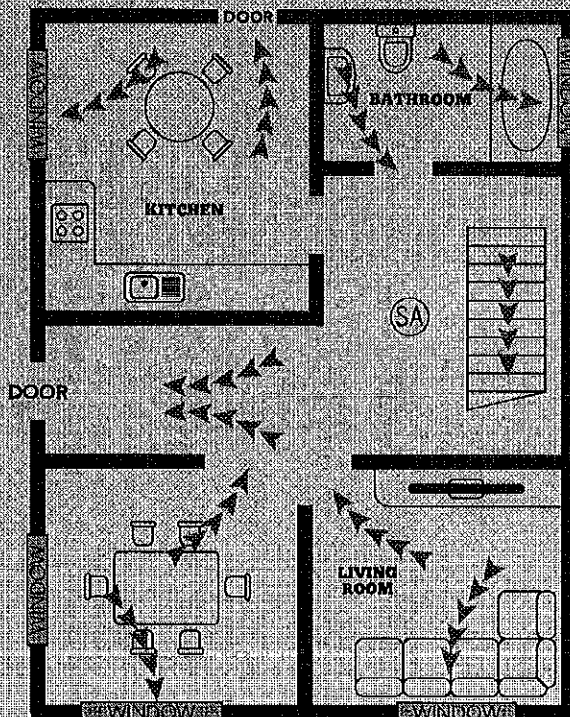
FIRE PREVENTION WEEK



Visit Sparky.org for more activities!

- Draw a map of your home. Show all doors and windows.
- Visit each room. Find two ways out.
- All windows and doors should open easily. You should be able to use them to get outside.
- Make sure your home has smoke alarms. Push the test button to make sure each alarm is working.
- Pick a meeting place outside. It should be in front of your home. Everyone will meet at the meeting place.
- Make sure your house or building number can be seen from the street.
- Talk about your plan with everyone in your home.
- Make sure everyone in your home knows how to dial 911 or your local emergency number.
- Practice your home fire drill!
- Make your own home fire escape plan using the grid provided on page 2.

Sample Escape Plan



Kids

1st FLOOR

2nd FLOOR

Sparky® is a trademark of NFPA® ©NFPA 2022

